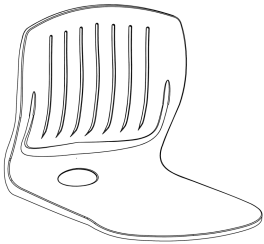


Model 3040PL Stack Chair

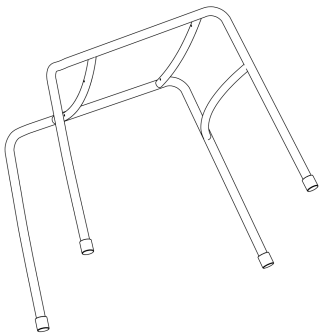
OfficeSource®

Parts Listing

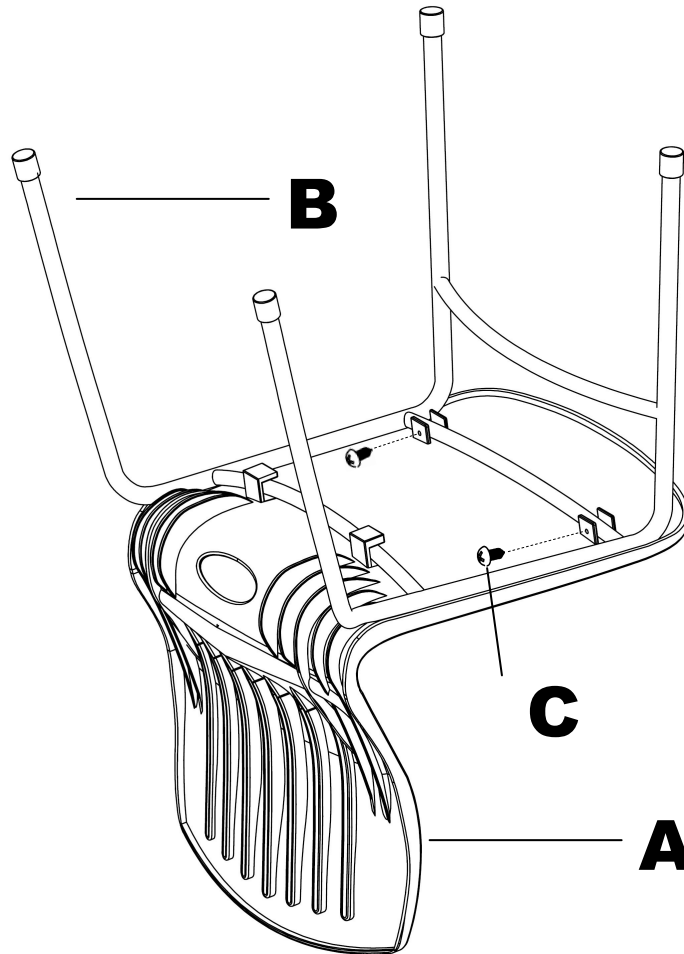
A
Chair Seat
1 Unit



B
Chair Base



C
Screw
2 Units



Assembly Instructions

Tools Needed: Phillips Head Screwdriver

Please read all instructions before assembly.

- Step 1:** Place Chair Seat (A) upside down on the edge of a hard surface. Place the Chair Base (B) upside down on the Chair Seat (A)
- Step 2:** Push the rear cross bar into the stopper first, then press the front cross bar into the mount to align the holes as shown.
- Step 3:** Insert Screws (C) to secure Chair Seat (A) to Chair Base (B). Make sure Screws (C) are fully inserted and secure.

WEIGHT CAPACITY: 275 lbs.

CAUTION:

1. Do not use this chair as a step ladder.
2. Check for loose screws and tighten them every 6 months.